

# EPD CONSENT AGENDA

PROGRESS REPORT

SECOND QUARTER 2025

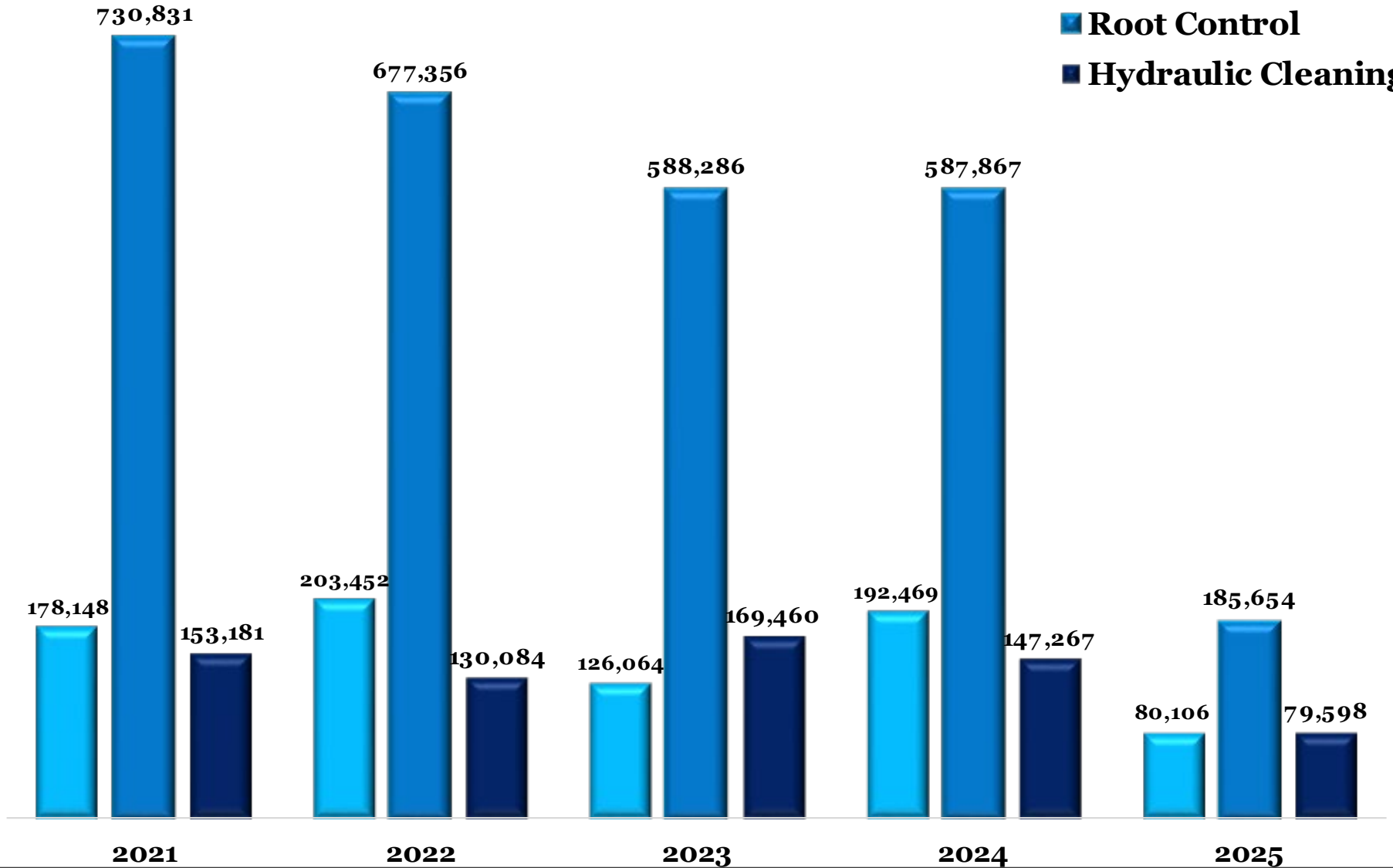
REPORT DATE: May 2, 2025

# Combined Totals for Fiscal Year 2025

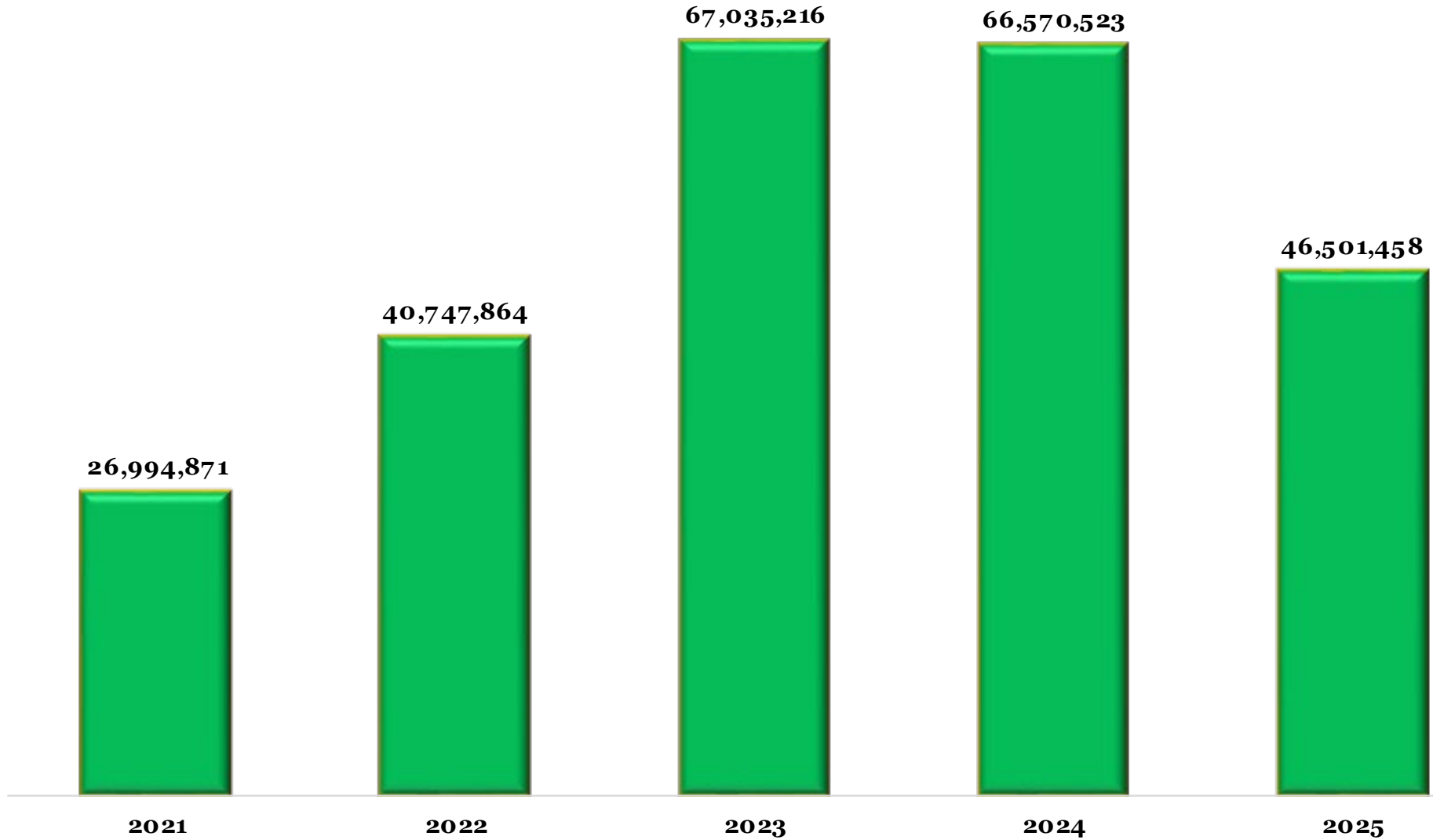
MANHOLE INSPECTIONS				
1 <sup>st</sup> Quarter	2 <sup>nd</sup> Quarter	3 <sup>rd</sup> Quarter	4 <sup>th</sup> Quarter	Yearly Total
645	611			1,256
MANHOLE REPAIRS				
1 <sup>st</sup> Quarter	2 <sup>nd</sup> Quarter	3 <sup>rd</sup> Quarter	4 <sup>th</sup> Quarter	Yearly Total
61	99			160
MANHOLES ADJUSTED				
1 <sup>st</sup> Quarter	2 <sup>nd</sup> Quarter	3 <sup>rd</sup> Quarter	4 <sup>th</sup> Quarter	Yearly Total
472	404			876
TV INSPECTION				
1 <sup>st</sup> Quarter	2 <sup>nd</sup> Quarter	3 <sup>rd</sup> Quarter	4 <sup>th</sup> Quarter	Yearly Total
45,822	34,284			80,106
ROOT CONTROL				
1 <sup>st</sup> Quarter	2 <sup>nd</sup> Quarter	3 <sup>rd</sup> Quarter	4 <sup>th</sup> Quarter	Yearly Total
150,356	35,298			185,654
HYDRAULIC CLEANING				
1 <sup>st</sup> Quarter	2 <sup>nd</sup> Quarter	3 <sup>rd</sup> Quarter	4 <sup>th</sup> Quarter	Yearly Total
34,793	44,805			79,598
EASEMENT CLEARING				
1 <sup>st</sup> Quarter	2 <sup>nd</sup> Quarter	3 <sup>rd</sup> Quarter	4 <sup>th</sup> Quarter	Yearly Total
21,221,964	25,279,494			46,501,458
AERIAL STREAM CROSSING INSPECTIONS				
1 <sup>st</sup> Quarter	2 <sup>nd</sup> Quarter	3 <sup>rd</sup> Quarter	4 <sup>th</sup> Quarter	Yearly Total
326	399			725

# Total's (LFT) By Fiscal Year

- TV Inspection
- Root Control
- Hydraulic Cleaning

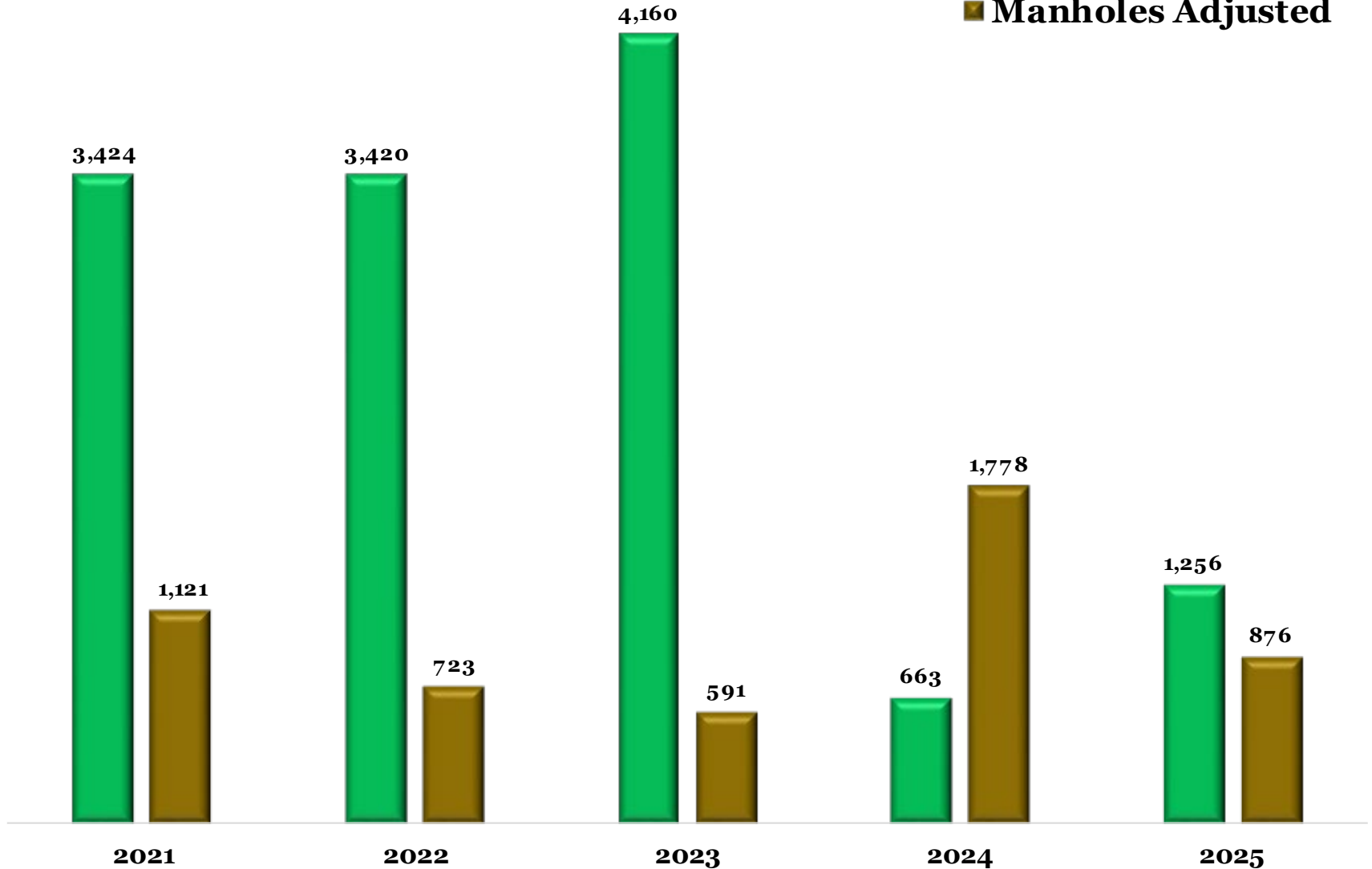


# Total (Sq ft) Easement Clearing by Fiscal Year

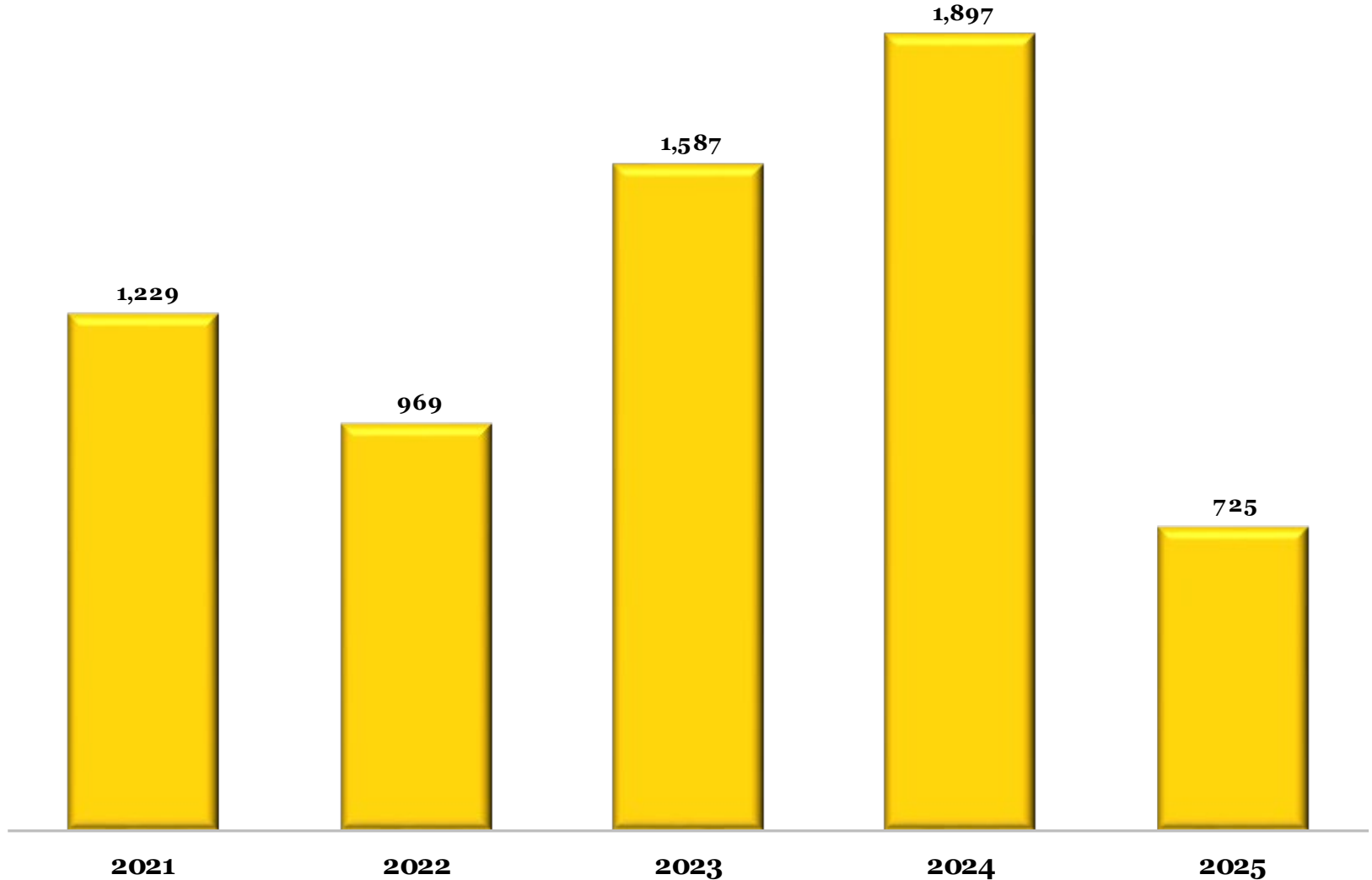


# Totals By Fiscal Year

■ Manhole Inspections  
■ Manholes Adjusted



# Total Number of Aerial Stream Crossing Inspections



# Total Number of Manhole Repairs

